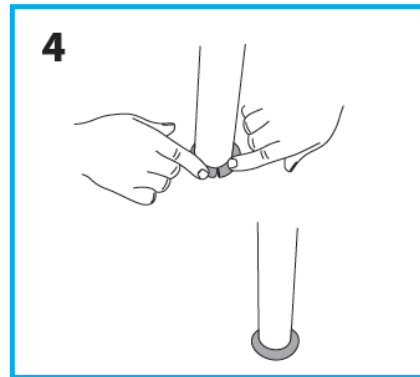
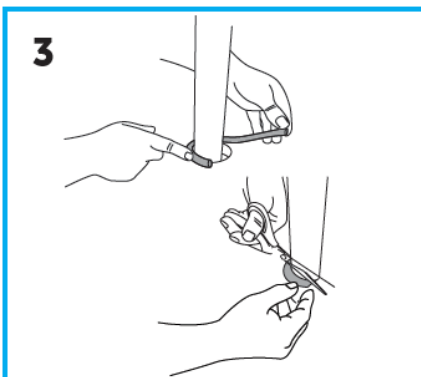
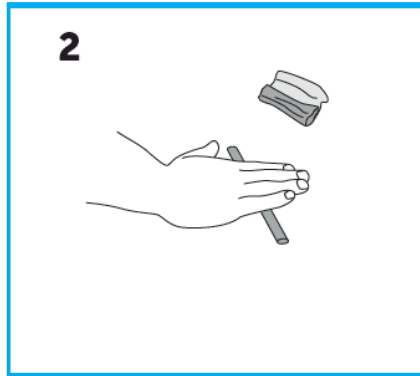
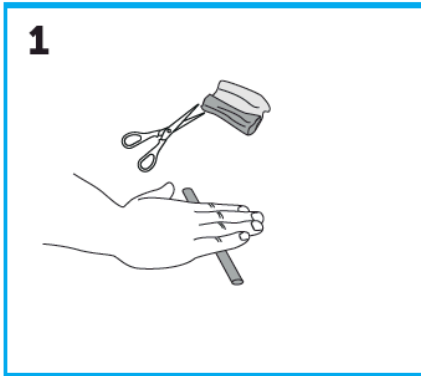


# Assembly Instructions Tollco Sealing range Sealant 40 gram



1. Cut and roll the grey sealant.
2. Place the seal around the pipes and cut off.
3. Attach the seal around the pipe and cut off the excess.
4. Press the edges of the seal together and press the seal down against the pipe and the floor so that the seal is waterproof.

SCAN CODE FOR MORE INFO  
ABOUT THE PRODUCT.



**Product**  
Tollco Sealing range Sealant 40 gram

**RSK**  
382 91 16

**Item no.**  
590024

**Weight**  
40g

**TOLLCO AB**  
Rubanksgatan 4, 741 71 Knivsta, Sweden  
Tel +46 18 34 90 10. [info@tollco.se](mailto:info@tollco.se) [tollco.se](http://tollco.se)

**TOLLCO**  
Your protection against water damage

20211013